

INSTITUTO DE PREVIDÊNCIA DOS SERVIDORES PÚBLICOS DO DISTRITO FEDERAL

CONSOLIDADO DOS RESULTADOS PREVIDENCIÁRIOS - 2024

1 - BASES DE CÁLCULOS - DIPR

	FINANCEIRO											
	JAN	FEV	MAR	ABR	MAI	JUN	JUL	AGO	SET	OUT	NOV	DEZ
SERVIDORES FIN.	R\$ 730.081.970,35	R\$ 721.857.656,50	R\$ 749.399.780,17	R\$ 729.915.373,23	R\$ 737.164.099,21	R\$ 731.491.827,70	R\$ 771.487.598,66	R\$ 769.217.685,60	R\$ 698.376.519,32	R\$ 782.537.565,78	R\$ 774.152.571,98	R\$ 977.502.290,88
APOSENTADOS FIN.	R\$ 473.521.910,88	R\$ 456.902.712,61	R\$ 467.901.189,81	R\$ 473.730.733,07	R\$ 477.966.346,64	R\$ 474.261.496,64	R\$ 506.730.266,77	R\$ 513.019.899,14	R\$ 508.706.760,23	R\$ 499.250.821,36	R\$ 523.171.019,94	R\$ 500.296.034,70
PENSIONISTAS FIN.	R\$ 70.039.197,52	R\$ 67.666.209,54	R\$ 68.848.053,78	R\$ 69.388.470,57	R\$ 70.165.534,07	R\$ 70.445.596,94	R\$ 69.917.859,00	R\$ 73.438.653,07	R\$ 72.422.388,22	R\$ 72.457.714,58	R\$ 72.378.763,21	R\$ 70.498.840,79
TOTAL	R\$ 1.273.643.078,75	R\$ 1.246.426.578,65	R\$ 1.286.149.023,76	R\$ 1.273.034.576,87	R\$ 1.285.295.979,92	R\$ 1.276.198.921,28	R\$ 1.348.135.724,43	R\$ 1.355.676.237,81	R\$ 1.279.505.667,77	R\$ 1.354.246.101,72	R\$ 1.369.702.355,13	R\$ 1.548.297.166,37

PREVIDENCIÁRIO

	PREVIDENCIÁRIO											
	JAN	FEV	MAR	ABR	MAI	JUN	JUL	AGO	SET	OUT	NOV	DEZ
SERVIDORES PREV.	R\$ 70.081.007,07	R\$ 76.160.256,02	R\$ 77.883.862,09	R\$ 79.779.958,23	R\$ 82.020.859,47	R\$ 82.353.710,48	R\$ 86.942.112,46	R\$ 109.013.124,46	R\$ 106.608.868,73	R\$ 107.981.260,62	R\$ 112.178.664,98	R\$ 110.539.595,28
APOSENTADOS PREV.	R\$ -	R\$ -	R\$ -	R\$ 941,27	R\$ -	R\$ -	R\$ 3.007,65	R\$ 3.007,65	R\$ 3.007,65	R\$ 3.007,64	R\$ 3.007,65	R\$ 3.007,64
PENSIONISTAS PREV.	R\$ 30.066,91	R\$ 23.425,36	R\$ 24.348,09	R\$ 23.425,36	R\$ 28.546,18	R\$ 28.546,18	R\$ 28.546,18	R\$ 54.086,09	R\$ 40.801,27	R\$ 32.769,55	R\$ 28.121,00	R\$ 36.033,46
TOTAL	R\$ 70.111.073,98	R\$ 76.183.681,38	R\$ 77.908.210,18	R\$ 79.804.324,86	R\$ 82.049.405,65	R\$ 82.382.256,66	R\$ 86.973.666,29	R\$ 109.070.218,20	R\$ 106.652.677,65	R\$ 108.017.037,81	R\$ 112.209.793,63	R\$ 110.578.636,38

TOTAL DA BASE CÁLCULO

	JAN	FEV	MAR	ABR	MAI	JUN	JUL	AGO	SET	OUT	NOV	DEZ
SERVIDORES	R\$ 800.162.977,42	R\$ 798.017.912,52	R\$ 827.283.642,26	R\$ 809.695.331,46	R\$ 819.184.958,68	R\$ 813.845.538,18	R\$ 858.429.711,12	R\$ 878.230.810,06	R\$ 804.985.388,05	R\$ 890.518.826,40	R\$ 886.331.236,96	R\$ 1.088.041.886,16
APOSENTADOS	R\$ 473.521.910,88	R\$ 456.902.712,61	R\$ 467.901.189,81	R\$ 473.731.674,34	R\$ 477.966.346,64	R\$ 474.261.496,64	R\$ 506.733.274,42	R\$ 513.022.906,79	R\$ 508.709.767,88	R\$ 499.253.829,00	R\$ 523.174.027,59	R\$ 500.299.042,34
PENSIONISTAS	R\$ 70.069.264,43	R\$ 67.689.634,90	R\$ 68.872.401,87	R\$ 69.411.895,93	R\$ 70.194.080,25	R\$ 70.474.143,12	R\$ 69.946.405,18	R\$ 73.492.739,16	R\$ 72.463.189,49	R\$ 72.490.484,13	R\$ 72.406.884,21	R\$ 70.534.874,25

2 - CONTRIBUIÇÕES - DIPR

	FINANCEIRO											
	JAN	FEV	MAR	ABR	MAI	JUN	JUL	AGO	SET	OUT	NOV	DEZ
Servidores Patronal Financeiro	R\$ 204.422.947,33	R\$ 202.111.876,24	R\$ 209.832.266,73	R\$ 204.376.417,32	R\$ 206.380.022,17	R\$ 204.790.756,86	R\$ 215.986.174,92	R\$ 215.353.528,07	R\$ 195.515.281,62	R\$ 219.088.451,08	R\$ 216.739.838,68	R\$ 273.667.742,18
SERVIDORES FIN.	R\$ 102.216.117,47	R\$ 101.065.722,41	R\$ 107.505.667,48	R\$ 102.203.856,46	R\$ 103.562.166,83	R\$ 102.789.842,26	R\$ 108.055.735,87	R\$ 107.825.564,55	R\$ 97.846.985,42	R\$ 109.661.547,55	R\$ 108.373.152,17	R\$ 166.263.910,41
APOSENTADOS FIN.	R\$ 65.560.695,29	R\$ 63.242.043,93	R\$ 64.615.874,22	R\$ 65.466.369,17	R\$ 66.915.288,53	R\$ 66.396.609,53	R\$ 70.942.237,35	R\$ 71.822.785,88	R\$ 71.218.946,43	R\$ 69.895.114,99	R\$ 73.243.942,79	R\$ 70.041.444,86
PENSIONISTAS FIN.	R\$ 9.706.318,13	R\$ 9.379.957,26	R\$ 9.552.772,28	R\$ 9.615.362,17	R\$ 9.823.174,77	R\$ 9.862.383,57	R\$ 9.788.500,26	R\$ 10.281.411,43	R\$ 10.139.134,35	R\$ 10.144.080,04	R\$ 10.133.026,85	R\$ 9.869.837,71
Tot. Contribuições	R\$ 177.483.130,89	R\$ 173.687.723,60	R\$ 181.674.313,98	R\$ 177.285.587,80	R\$ 180.300.630,13	R\$ 179.048.835,36	R\$ 188.786.473,48	R\$ 189.929.761,86	R\$ 179.205.066,20	R\$ 189.700.742,58	R\$ 191.750.121,81	R\$ 246.175.192,98

PREVIDENCIÁRIO

	JAN	FEV	MAR	ABR	MAI	JUN	JUL	AGO	SET	OUT	NOV	DEZ
Patronal Prev.	R\$ 19.642.598,62	R\$ 21.324.872,44	R\$ 21.807.482,19	R\$ 22.338.389,14	R\$ 22.896.055,76	R\$ 22.977.232,64	R\$ 24.258.057,11	R\$ 30.443.595,81	R\$ 29.762.835,87	R\$ 30.130.395,96	R\$ 31.308.537,45	R\$ 30.848.998,92
SERVIDORES PREV.	R\$ 10.467.061,53	R\$ 10.665.652,78	R\$ 10.901.178,38	R\$ 11.172.652,86	R\$ 11.449.703,29	R\$ 11.486.723,35	R\$ 12.129.532,18	R\$ 15.221.045,93	R\$ 14.882.048,99	R\$ 15.060.104,15	R\$ 15.652.997,94	R\$ 15.391.300,74
APOSENTADOS PREV.				R\$ 103,54			R\$ 330,84	R\$ 330,84	R\$ 330,84	R\$ 330,84	R\$ 330,84	R\$ 330,84
PENSIONISTAS PREV.	R\$ 3.307,36	R\$ 2.576,79	R\$ 2.678,29	R\$ 2.576,79	R\$ 3.140,08	R\$ 3.140,08	R\$ 3.140,08	R\$ 5.949,47	R\$ 4.488,14	R\$ 3.604,65	R\$ 3.093,31	R\$ 3.963,68
Tot. Contribuições	R\$ 10.470.368,89	R\$ 10.668.229,57	R\$ 10.903.856,67	R\$ 11.175.333,19	R\$ 11.452.843,37	R\$ 11.489.863,43	R\$ 12.133.003,10	R\$ 15.227.326,24	R\$ 14.886.867,97	R\$ 15.064.039,64	R\$ 15.656.422,09	R\$ 15.395.595,26

TOTAL DE CONTRIBUIÇÕES

	JAN	FEV	MAR	ABR	MAI	JUN	JUL	AGO	SET	OUT	NOV	DEZ
SERVIDORES	R\$ 112.683.179,00	R\$ 111.731.375,19	R\$ 118.406.845,86	R\$ 113.376.509,32	R\$ 115.011.870,12	R\$ 114.276.565,61	R\$ 120.185.268,05	R\$ 123.046.610,48	R\$ 112.729.034,41	R\$ 124.721.651,70	R\$ 124.026.150,11	R\$ 181.655.211,15
APOSENTADOS	R\$ 65.560.695,29	R\$ 63.242.043,93	R\$ 64.615.874,22	R\$ 65.466.472,71	R\$ 66.915.288,53	R\$ 66.396.609,53	R\$ 70.942.568,19	R\$ 71.823.116,72	R\$ 71.219.277,27	R\$ 69.895.445,83	R\$ 73.244.273,63	R\$ 70.041.775,70
PENSIONISTAS	R\$ 9.709.625,49	R\$ 9.382.534,05	R\$ 9.555.450,57	R\$ 9.617.938,96	R\$ 9.826.314,85	R\$ 9.865.523,65	R\$ 9.791.640,34	R\$ 10.287.360,90	R\$ 10.143.622,49	R\$ 10.147.684,69	R\$ 10.136.120,16	R\$ 9.873.801,39

3 - QUANTITATIVO - DIPR

	FINANCEIRO											
	JAN	FEV	MAR	ABR	MAI	JUN	JUL	AGO	SET	OUT	NOV	DEZ
EXECUTIVO	66.432	66.112	65.857	65.495	65.560	65.303	64.441	64.083	63.780	63.409	63.089	62.880
TCDF	294	292	291	286	286	284	281	280	278	276	276	278
CÂMARA	444	447	448	447	446	444	449	447	446	445	454	455
DPDF	465	465	463	460	460	458	459	459	459	453	451	449
TOTAL ATIVOS	67.635	67.316	67.059	66.688	66.752	66.489	65.630	65.269	64.963	64.583	63.819	63.613
APOSENTADOS FIN.	61.747	61.968	61.250	61.400	61.740	61.925	61.885	62.046	62.237	62.471	62.662	62.731
PENSIONISTAS FIN.	13.826	13.826	13.689	13.665	13.580	13.618	13.575	13.584	13.602	13.598	13.645	13.683
TOTAL	75.573	75.794	74.939	75.065	75.320	75.543	75.460	75.630	75.839	76.069	76.307	76.414

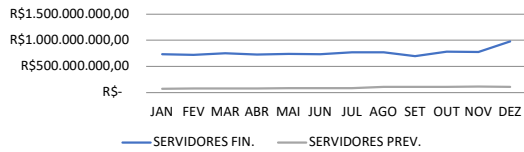
PREVIDENCIÁRIO

	JAN	FEV	MAR	ABR	MAI	JUN	JUL	AGO	SET	OUT	NOV	DEZ
EXECUTIVO	10.782	11.548	11.689	12.068	12.648	12.680	12.592	15.436	15.415	15.446	16.094	16.198
TCDF	136	136	136	135	135	134	183	182	181	189	188	187
CÂMARA	339	349	351	375	388	386	409	416	425	425	429	426
DPDF	299	299	301	299	299	294	293	298	297	296	296	296
TOTAL ATIVOS	11.556	12.332	12.477	12.877	13.470	13.494	13.477	16.332	16.318	16.356	16.711	16.811
APOSENTADOS PREV.	1	1		2	3	3	5	6	6	6	6	6
PENSIONISTAS PREV.	8	8	8	8	9	9	9	12	12	10	10	13
TOTAL	9	9	8	10	12	12	14	18	18	16	16	19

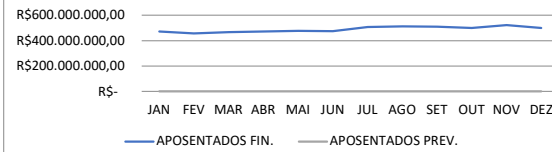
TOTAL

	JAN	FEV	MAR	ABR	MAI	JUN	JUL	AGO	SET	OUT	NOV	DEZ
SERVIDORES	79.191	79.648	79.536	79.565	80.222	79.983	79.107	81.601	81.281	80.939	80.530	80.424
APOSENTADOS	61.748	61.969	61.250	61.402	61.743	61.928	61.890	62.052	62.243	62.477	62.668	62.737
PENSIONISTAS	13.834	13.834	13.697	13.673	13.589	13.627	13.584	13.596	13.614	13.608	13.655	13.696


BASES DE CÁLCULOS DOS SERVIDORES - DIPR



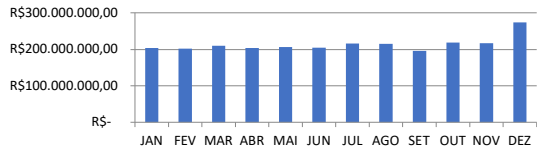
BASES DE CÁLCULOS DOS APOSENTADOS - DIPR



BASES DE CÁLCULOS DOS PENSIONISTAS - DIPR



Patronal Financeiro



Patronal Prev.

