

INSTITUTO DE PREVIDÊNCIA DOS SERVIDORES PÚBLICOS DO DISTRITO FEDERAL

CONSOLIDADO DOS RESULTADOS PREVIDENCIÁRIOS

1 - BASES DE CÁLCULOS - DIPR													
FINANCEIRO													
	JAN	FEV	MAR	ABR	MAI	JUN	JUL	AGO	SET	OUT	NOV	DEZ	
SERVIDORES FIN.	R\$ 662.717.469,45	R\$ 655.891.488,57	R\$ 666.392.542,08	R\$ 662.751.111,63	R\$ 658.482.687,50	R\$ 656.340.264,46	R\$ 655.486.657,61	R\$ 656.778.069,31	R\$ 651.749.110,61	R\$ 649.931.857,32	R\$ 643.536.038,35	R\$ 663.253.487,92	
APOSENTADOS FIN.	R\$ 369.152.138,92	R\$ 370.112.321,29	R\$ 378.381.758,07	R\$ 374.518.982,71	R\$ 378.381.758,07	R\$ 374.518.982,71	R\$ 379.492.954,15	R\$ 379.606.282,14	R\$ 381.826.456,21	R\$ 382.167.694,36	R\$ 381.097.020,92	R\$ 396.035.208,99	
PENSIONISTAS FIN.	R\$ 56.435.575,27	R\$ 56.921.666,50	R\$ 57.272.269,07	R\$ 57.738.706,57	R\$ 57.272.269,07	R\$ 57.738.706,57	R\$ 57.951.527,13	R\$ 58.120.139,20	R\$ 58.867.834,65	R\$ 58.191.508,38	R\$ 58.867.344,00	R\$ 60.177.103,42	
TOTAL	R\$ 1.088.305.183,64	R\$ 1.082.925.476,36	R\$ 1.102.046.569,22	R\$ 1.095.008.800,91	R\$ 1.094.136.714,64	R\$ 1.088.597.953,74	R\$ 1.092.931.138,89	R\$ 1.094.504.490,65	R\$ 1.092.443.401,47	R\$ 1.090.291.060,06	R\$ 1.083.500.403,27	R\$ 1.119.465.800,33	

PREVIDENCIÁRIO													
	JAN	FEV	MAR	ABR	MAI	JUN	JUL	AGO	SET	OUT	NOV	DEZ	
SERVIDORES PREV.	R\$ 23.358.232,96	R\$ 23.851.522,25	R\$ 25.340.383,71	R\$ 25.637.120,73	R\$ 25.340.383,71	R\$ 25.637.120,73	R\$ 28.526.018,18	R\$ 28.628.106,76	R\$ 28.084.386,16	R\$ 29.590.748,46	R\$ 29.645.613,48	R\$ 32.793.475,25	
APOSENTADOS PREV.	R\$ -	R\$ -	R\$ -	R\$ -	R\$ -	R\$ -	R\$ -	R\$ -	R\$ -	R\$ -	R\$ -	R\$ -	
PENSIONISTAS PREV.	R\$ -	R\$ -	R\$ 6.545,86	R\$ 6.545,86	R\$ 6.545,86	R\$ 6.545,86	R\$ 6.545,86	R\$ 9.896,00	R\$ 9.896,00	R\$ 13.638,71	R\$ 13.638,71	R\$ 13.638,71	
TOTAL	R\$ 23.358.232,96	R\$ 23.851.522,25	R\$ 25.346.929,57	R\$ 25.643.666,59	R\$ 25.346.929,57	R\$ 25.643.666,59	R\$ 28.532.564,04	R\$ 28.638.002,76	R\$ 28.094.282,16	R\$ 29.604.387,17	R\$ 29.659.252,19	R\$ 32.807.113,96	

TOTAL DA BASE CÁLCULO													
	JAN	FEV	MAR	ABR	MAI	JUN	JUL	AGO	SET	OUT	NOV	DEZ	
SERVIDORES	R\$ 686.075.702,41	R\$ 679.743.010,82	R\$ 691.732.925,79	R\$ 688.388.232,36	R\$ 683.823.071,21	R\$ 681.977.385,19	R\$ 684.012.675,79	R\$ 685.406.176,07	R\$ 679.833.496,77	R\$ 679.522.605,78	R\$ 673.181.651,83	R\$ 696.046.963,17	
APOSENTADOS	R\$ 369.152.138,92	R\$ 370.112.321,29	R\$ 378.381.758,07	R\$ 374.518.982,71	R\$ 378.381.758,07	R\$ 374.518.982,71	R\$ 379.492.954,15	R\$ 379.606.282,14	R\$ 381.826.456,21	R\$ 382.167.694,36	R\$ 381.097.020,92	R\$ 396.035.208,99	
PENSIONISTAS	R\$ 56.435.575,27	R\$ 56.921.666,50	R\$ 57.278.814,93	R\$ 57.745.252,43	R\$ 57.278.814,93	R\$ 57.745.252,43	R\$ 57.958.072,99	R\$ 58.130.035,20	R\$ 58.877.730,65	R\$ 58.205.147,09	R\$ 58.880.982,71	R\$ 60.190.742,13	

2 - CONTRIBUIÇÕES - DIPR													
FINANCEIRO													
Servidores	JAN	FEV	MAR	ABR	MAI	JUN	JUL	AGO	SET	OUT	NOV	DEZ	
Patronal Financeiro	R\$ 185.560.890,83	R\$ 183.649.616,12	R\$ 181.236.027,63	R\$ 180.595.951,15	R\$ 181.238.038,06	R\$ 180.594.005,36	R\$ 183.504.503,00	R\$ 183.871.743,60	R\$ 182.486.009,06	R\$ 181.977.178,12	R\$ 180.186.348,81	R\$ 185.687.321,73	
SERVIDORES FIN.	R\$ 92.784.080,19	R\$ 91.835.639,33	R\$ 90.619.867,24	R\$ 90.343.629,42	R\$ 90.620.872,45	R\$ 90.342.656,53	R\$ 91.746.112,53	R\$ 91.932.167,96	R\$ 91.231.238,81	R\$ 90.981.086,61	R\$ 90.078.773,86	R\$ 92.840.643,63	
APOSENTADOS FIN.	R\$ 51.681.299,45	R\$ 51.815.724,98	R\$ 52.973.446,13	R\$ 52.432.657,58	R\$ 52.973.446,13	R\$ 52.432.657,58	R\$ 53.129.013,58	R\$ 53.144.879,50	R\$ 53.455.695,05	R\$ 53.503.477,21	R\$ 53.353.582,93	R\$ 55.444.929,26	
PENSIONISTAS FIN.	R\$ 7.900.980,54	R\$ 7.969.033,31	R\$ 8.018.117,67	R\$ 8.083.418,92	R\$ 8.018.117,67	R\$ 8.083.418,92	R\$ 8.113.213,80	R\$ 8.136.819,49	R\$ 8.241.496,85	R\$ 8.146.811,17	R\$ 8.241.428,16	R\$ 8.424.794,48	
Tot. Contribuições	R\$ 152.366.360,18	R\$ 151.620.397,62	R\$ 151.611.431,04	R\$ 150.859.705,92	R\$ 151.612.436,25	R\$ 150.858.733,03	R\$ 152.988.339,91	R\$ 153.213.866,95	R\$ 152.928.430,71	R\$ 152.631.374,99	R\$ 151.673.784,95	R\$ 156.710.367,37	

PREVIDENCIÁRIO													
	JAN	FEV	MAR	ABR	MAI	JUN	JUL	AGO	SET	OUT	NOV	DEZ	
Patronal Prev.	R\$ 6.540.304,98	R\$ 6.678.426,00	R\$ 6.934.984,42	R\$ 6.998.255,54	R\$ 6.934.984,42	R\$ 6.998.255,54	R\$ 7.647.396,79	R\$ 7.661.811,14	R\$ 7.863.627,85	R\$ 8.285.408,91	R\$ 8.300.771,52	R\$ 9.182.172,81	
SERVIDORES PREV.	R\$ 3.270.128,99	R\$ 3.339.421,04	R\$ 3.467.465,80	R\$ 3.497.215,37	R\$ 3.467.465,80	R\$ 3.497.215,37	R\$ 3.822.791,50	R\$ 3.829.186,65	R\$ 3.929.033,99	R\$ 4.141.847,88	R\$ 4.146.844,11	R\$ 4.585.177,15	
APOSENTADOS PREV.	R\$ -	R\$ -	R\$ -	R\$ -	R\$ -	R\$ -	R\$ -	R\$ -	R\$ -	R\$ -	R\$ -	R\$ -	
PENSIONISTAS PREV.	R\$ -	R\$ -	R\$ 916,42	R\$ 916,42	R\$ 916,42	R\$ 916,42	R\$ 916,42	R\$ 1.385,44	R\$ 1.385,44	R\$ 1.909,42	R\$ 1.909,42	R\$ 1.909,42	
Tot. Contribuições	R\$ 3.270.128,99	R\$ 3.339.421,04	R\$ 3.468.382,22	R\$ 3.498.131,79	R\$ 3.468.382,22	R\$ 3.498.131,79	R\$ 3.823.707,92	R\$ 3.830.572,09	R\$ 3.930.419,43	R\$ 4.143.757,30	R\$ 4.148.753,53	R\$ 4.587.086,57	

TOTAL DE CONTRIBUIÇÕES													
	JAN	FEV	MAR	ABR	MAI	JUN	JUL	AGO	SET	OUT	NOV	DEZ	
SERVIDORES	R\$ 96.054.209,18	R\$ 95.175.060,37	R\$ 94.087.333,04	R\$ 93.840.844,79	R\$ 94.088.338,25	R\$ 93.839.871,90	R\$ 95.568.904,03	R\$ 95.761.354,61	R\$ 95.160.272,80	R\$ 95.122.934,49	R\$ 94.225.617,97	R\$ 97.425.820,78	
APOSENTADOS	R\$ 51.681.299,45	R\$ 51.815.724,98	R\$ 52.973.446,13	R\$ 52.432.657,58	R\$ 52.973.446,13	R\$ 52.432.657,58	R\$ 53.129.013,58	R\$ 53.144.879,50	R\$ 53.455.695,05	R\$ 53.503.477,21	R\$ 53.353.582,93	R\$ 55.444.929,26	
PENSIONISTAS	R\$ 7.900.980,54	R\$ 7.969.033,31	R\$ 8.019.034,09	R\$ 8.084.335,34	R\$ 8.019.034,09	R\$ 8.084.335,34	R\$ 8.114.130,22	R\$ 8.138.204,93	R\$ 8.242.882,29	R\$ 8.148.720,59	R\$ 8.243.337,58	R\$ 8.426.703,90	

3 - QUANTITATIVO - DIPR													
FINANCEIRO													
	JAN	FEV	MAR	ABR	MAI	JUN	JUL	AGO	SET	OUT	NOV	DEZ	
EXECUTIVO	76.902	76.620	75.634	75.352	75.634	75.352	74.992	74.647	74.328	73.943	73.576	73.443	
TCDF	396	400	404	404	395	398	395	394	393	394	395	446	
CÂMARA	518	518	516	498	445	445	447	446	446	445	446	445	
TOTAL ATIVOS	77.816	77.538	76.554	76.254	76.474	76.195	75.834	75.487	75.167	74.782	74.417	74.334	
APOSENTADOS FIN.	55.711	55.885	56.259	56.352	56.259	56.352	56.562	56.759	56.927	57.146	57.374	57.468	
PENSIONISTAS FIN.	12.481	12.490	12.650	12.712	12.650	12.712	12.730	12.771	12.824	12.845	12.889	12.934	
TOTAL	68.192	68.375	68.909	69.064	68.909	69.064	69.292	69.530	69.751	69.991	70.263	70.402	

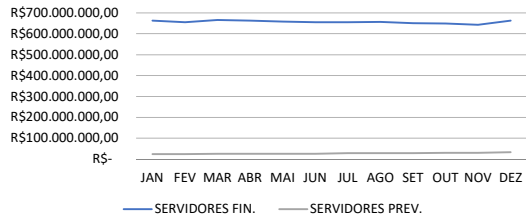
PREVIDENCIÁRIO

	JAN	FEV	MAR	ABR	MAI	JUN	JUL	AGO	SET	OUT	NOV	DEZ
EXECUTIVO	4.040	4.130	4.358	4.397	4.358	4.397	4.737	4.765	4.989	5.270	5.325	5.425
TCDF	87	87	87	87	87	87	87	87	98	96	96	96
CÂMARA	89	89	89	89	89	100	115	116	116	118	126	138
TOTAL ATIVOS	4.216	4.306	4.534	4.573	4.534	4.584	4.939	4.968	5.203	5.484	5.547	5.659
APOSENTADOS PREV.	0	0	0	0	0	0	0	0	0	0	0	0
PENSIONISTAS PREV.	0	0	4	4	4	4	4	5	0	0	0	0
TOTAL	0	0	4	4	4	4	4	5	0	0	0	0

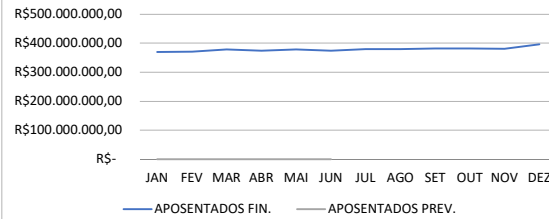
TOTAL

	JAN	FEV	MAR	ABR	MAI	JUN	JUL	AGO	SET	OUT	NOV	DEZ
SERVIDORES	82.032	81.844	81.088	80.827	81.008	80.779	80.773	80.455	80.370	80.266	79.964	79.993
APOSENTADOS	55.711	55.885	56.259	56.352	56.259	56.352	56.562	56.759	56.927	57.146	57.374	57.468
PENSIONISTAS	12.481	12.490	12.654	12.716	12.654	12.716	12.734	12.776	12.824	12.845	12.889	12.934

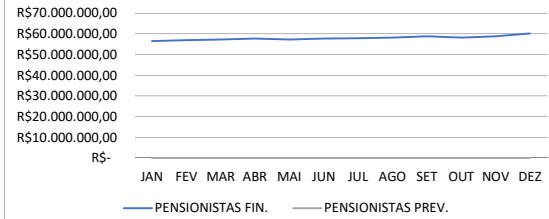
BASES DE CÁLCULOS DOS SERVIDORES - DIPR



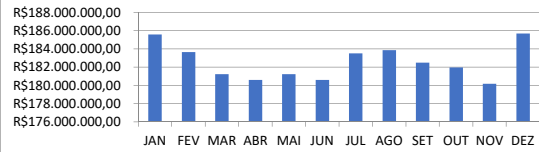
BASES DE CÁLCULOS DOS APOSENTADOS - DIPR



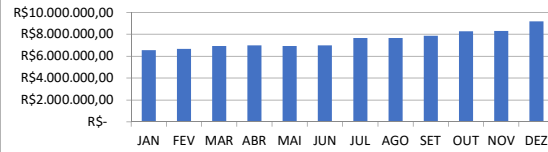
BASES DE CÁLCULOS DOS PENSIONISTAS - DIPR



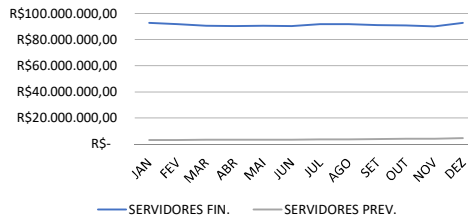
Patronal Financeiro



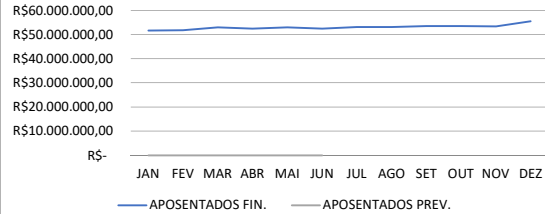
Patronal Prev.



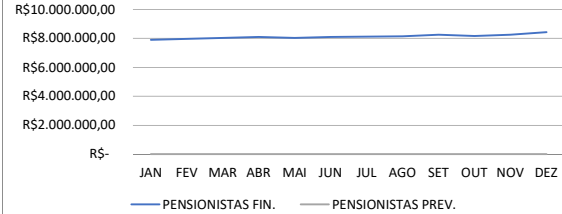
CONTRIBUIÇÃO DOS SERVIDORES - DIPR



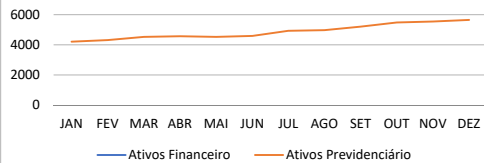
CONTRIBUIÇÃO DOS APOSENTADOS - DIPR



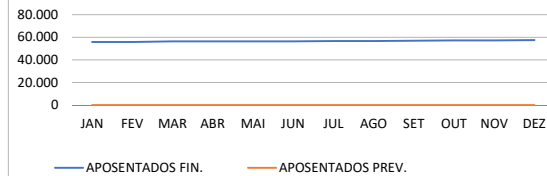
CONTRIBUIÇÃO DOS PENSIONISTAS - DIPR



TOTAL SERVIDORES - DIPR



TOTAL APOSENTADOS - DIPR



TOTAL PENSIONISTAS - DIPR

