

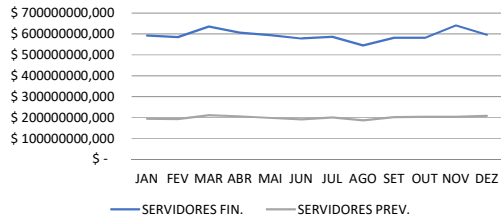
PREVIDENCIÁRIO

	JAN	FEV	MAR	ABR	MAI	JUN	JUL	AGO	SET	OUT	NOV	DEZ
EXECUTIVO	30.967	30.909	30.880	30.797	24.820	30.952	30.954	31.250	31.265	31.396	31.494	31.478
CÂMARA	6	6	6	6	6	6	6	6	6	6	6	6
TCDF	76	76	78	98	125	123	130	130	130	137	147	147
TOTAL ATIVOS	31.049	30.991	30.964	30.901	24.951	31.081	31.090	31.386	31.401	31.539	31.647	31.631
APOSENTADOS PREV.	51	50	53	54	61	62	63	66	71	70	73	73
PENSIONISTAS PREV.	30	30	30	30	32	35	39	40	40	40	40	40
TOTAL	31.130	31.071	31.047	30.985	25.044	31.178	31.192	31.492	31.512	31.649	31.760	31.744

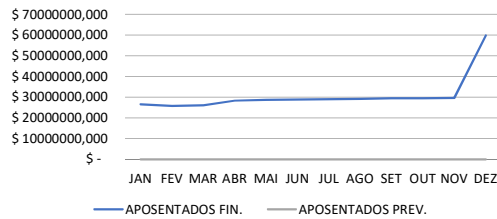
TOTAL

	JAN	FEV	MAR	ABR	MAI	JUN	JUL	AGO	SET	OUT	NOV	DEZ
SERVIDORES	97.487	97.240	86.309	96.568	90.239	95.956	95.532	95.490	95.802	95.117	95.081	94.999
APOSENTADOS	43.552	43.622	43.995	44.205	44.532	44.805	45.172	45.485	45.637	45.779	45.897	45.904
PENSIONISTAS	12.165	12.183	12.221	12.238	12.225	12.255	12.297	12.315	12.351	12.368	12.405	12.428

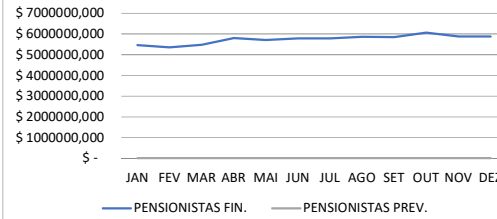
BASES DE CÁLCULOS DOS SERVIDORES - DIPR



BASES DE CÁLCULOS DOS APOSENTADOS - DIPR



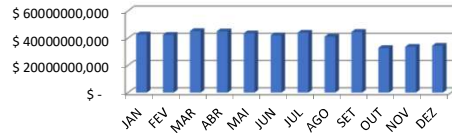
BASES DE CÁLCULOS DOS PENSIONISTAS - DIPR



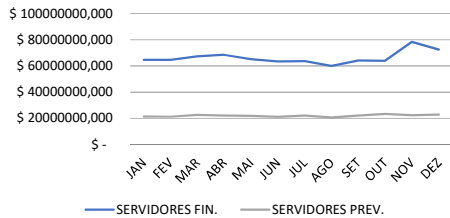
Patronal Financeiro



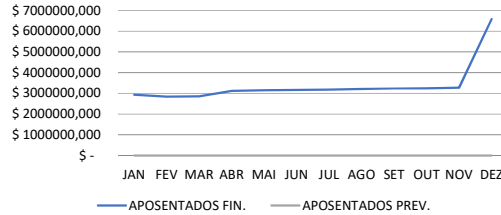
Patronal Prev.



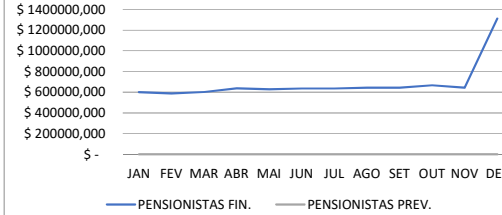
CONTRIBUIÇÃO DOS SERVIDORES - DIPR



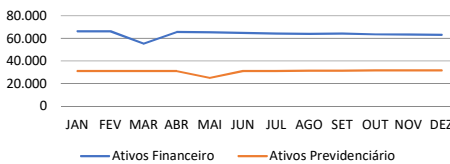
CONTRIBUIÇÃO DOS APOSENTADOS - DIPR



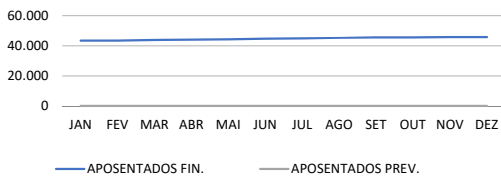
CONTRIBUIÇÃO DOS PENSIONISTAS - DIPR



TOTAL SERVIDORES - DIPR



TOTAL APOSENTADOS - DIPR



TOTAL PENSIONISTAS - DIPR

